

**Yamato**<sup>®</sup>

# VG SERIES

MULTI MODULE CYLINDER BED INTERLOCK STITCH MACHINE

**NEW IDEAS ON UPGRADED SYSTEM AND PERFORMANCE !**  
**New multi module cylinder bed interlock stitch machine**  
**with YAMATO's originality and superiority-**  
**our answer to your demands.**



ISO9001 : 2000  
JQA-QM6412



**Awarded the 30th New Machine  
Development Prize**

# Features

**Yamato**

**Yamato VG series attained 6,500spm. - highest running speed among world's cylinder bed interlock stitch machines - for high productivity without stress even for long seaming.**

**Various user friendly features are available to support you surviving and winning the competition for quality, delivery and cost !**

**Sealed Upper Needle Bar (PAT.P)**

Safe & Clean



**New Needle Thread Take-up System**

Neat Finish & Easy Threading

**Easily Switchable Needle Bar Stroke**



Quick Response to Various Material

**New Foot Lifter Lever Mechanism**



Easy Adjustment

**Short Cylinder Bed**



Easy Material Handling



**Submodels with Compact Servo Motor**



Easy Installation, Rapid Start and Precise Control

**New Feed Mechanism**



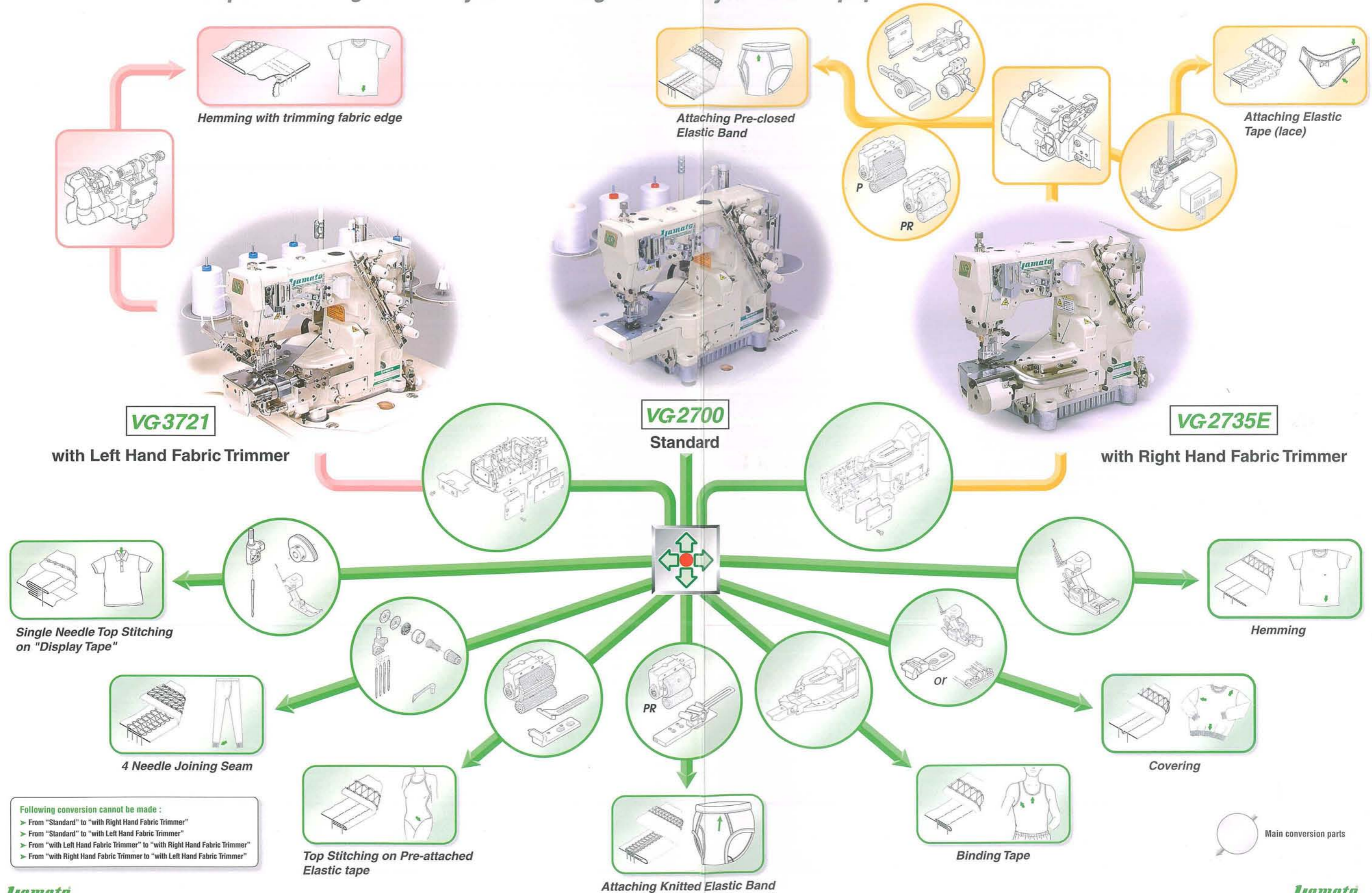
High Durability & Easy Adjustment

**New Loper Thread Take-up System (PAT.P) U.S. Patent No.5732640**



Quick & Easy Maintenance

## Epoch-making Versatility Ensures High Efficiency for Your Equipment Investment





High Productivity & Efficiency



Fine Quality



Easy Maintenance



Versatility



User Friendly Design



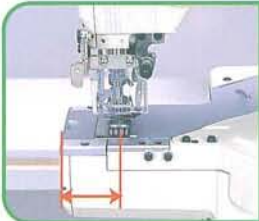
### **New Needle Thread Take-up System - Neat Finish & Easy Threading** **Sealed Upper Needle Bar (PAT.P) - Safe & Clean**

No moving parts on top of machine head! The New Needle Thread Take-up System eliminated needle bar thread take-up while improving its performance to obtain neat stitch formation. This feature satisfies various safety standards. Also, there is no need to worry about oil leakage from the upper needle bar as it is securely sealed.



### **Easily Switchable Needle Bar Stroke - Quick Response to Various Material**

Needle bar stroke can be switched from 31 mm (standard) to 33 mm by simply turning an eccentric pin on the needle bar. This epoch-making system shortens the downtime for conversion to meet extreme change of fabric weight.



### **Short Cylinder Bed - Easy Material Handling**

From needle drop point to the left end of cylinder bed is only 45mm, 30 mm shorter than conventional model. Operators can handle the fabric easily without obstruction especially when the machine is used for covering and top stitching and other similar operations. Extension Cover is available when sewing small parts such as sleeves of T-shirt, etc.



### **New Feeding System - High Durability & Easy Adjustment**

Micro Adjuster is introduced for easy and precise control of stitch length and differential ratio. Besides, once you set the differential ratio, the ratio stays the same even if you change stitch length, as main and differential feed are linked. Also, durability of feed mechanism is improved as "Linear Differential Feeding System" is introduced.



### **New Looper Thread Take-up Cam System (PAT.P) - Quick & Easy Maintenance**

The cam is located outside of the machine frame for easy adjustment and removal. Downtime to unwind looper thread in case of it winds itself around the cam is dramatically shortened. Also, the cam can be exchanged easily according to different sewing conditions. (U.S. Patent No.5732640)



### **Submodel with Compact Motor - Easy Installation, Rapid Start and Precise Control**

Submodels available with compact servo motor mounted on machine head. Installation and replacement of machine head is easy. Also, problems caused by use of V-belt, such as dust, machine stop at irregular needle position due to slippage etc., can be eliminated as the machine is driven by toothed belt.

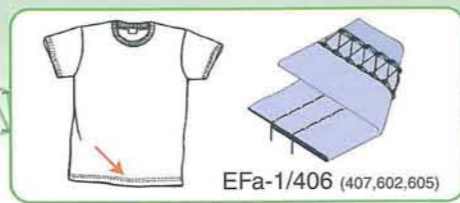
Note : Compact Motor should be specified when ordering the machine.



### **New Foot Lifter Lever Mechanism - Easy Adjustment**

The outer lever (similar to the one for overlock machine) enables easy assembly and adjustment of foot lifter without removing top cover.





EFa-1/406 (407,602,605)



## VG2700

3 needle cylinder bed interlock stitch machine

Basic model of VG series.  
Applicable for general sewing operations. Needle bar stroke is set 31 mm for sewing light to medium weight fabric.

## VG2730

3 needle cylinder bed interlock stitch machine

Same as VG2700, except needle bar stroke is set 33mm for sewing medium to heavy weight fabric.

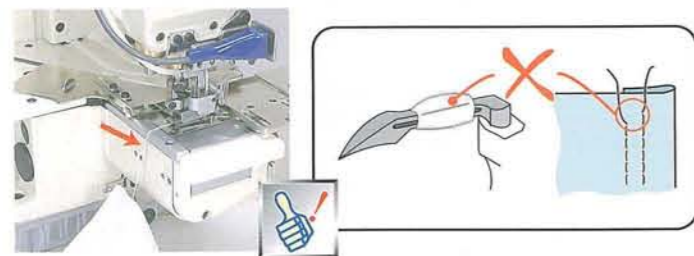
## VG2740

3 needle cylinder bed interlock stitch machine for hemming

Exclusive model for hemming operation equipped with sewing parts designed for:

- ① Relaxed and stretchable stitch formation
- ② Sure feeding performance
- ③ Unique layout of feed dogs for flat finish of edge of hem to obtain neat finish of hem.

Note : Another model for hemming with inserting elastic band, VG2745P can be prepared as extra. Please inquire for the detail.



## VG2740-CA2

Chain-Off Mechanism (Option)

Chain-off without top cover thread !  
No need to worry about thread breakage and skip stitching when sewing series of open fabric.

- Notes:
- This mechanism should be specified when ordering the machine.
  - Exclusive servo motor is necessary to control CA2.

For further uniform quality with less sewing skill...

## BF

Air Guiding Hemming Folder (Optional Device)

Fabric is folded and edge of hem is kept at desired position automatically by air flow. Uniform hemming width is obtained without controlling the fabric.

This de-skilling device allows you high productivity and uniform finish while minimizing the operator's fatigue which causes uneven quality.

Also, training period of new operator can be shortened.

- BF7: Applicable for VG2700, VG2730, VG2740
- BF7-F: Same as BF7, except with detachable cloth plate for loading open fabric
- BF7-C: BF7 with stitch counter for automatic folder opening for overlapping
- BF8: Applicable for VG3721
- BF8-C: BF8 with stitch counter for automatic folder opening for overlapping

Note: Exclusive servo motor is necessary to control BF device.


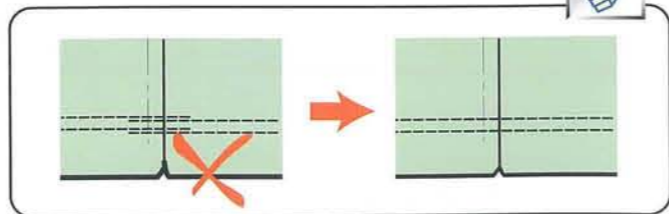


Photo: BF8 on VG3721



## VG3721

3 needle cylinder bed interlock stitch machine with left hand fabric trimmer

Equipped with fabric trimmer to trim folded edge of hem for uniform finish.

Downsized trimmer and newly designed sewing parts ensure smooth operation and "stitch on stitch" overlapping. Also, trimming margin can be held down and waste of material is minimized.

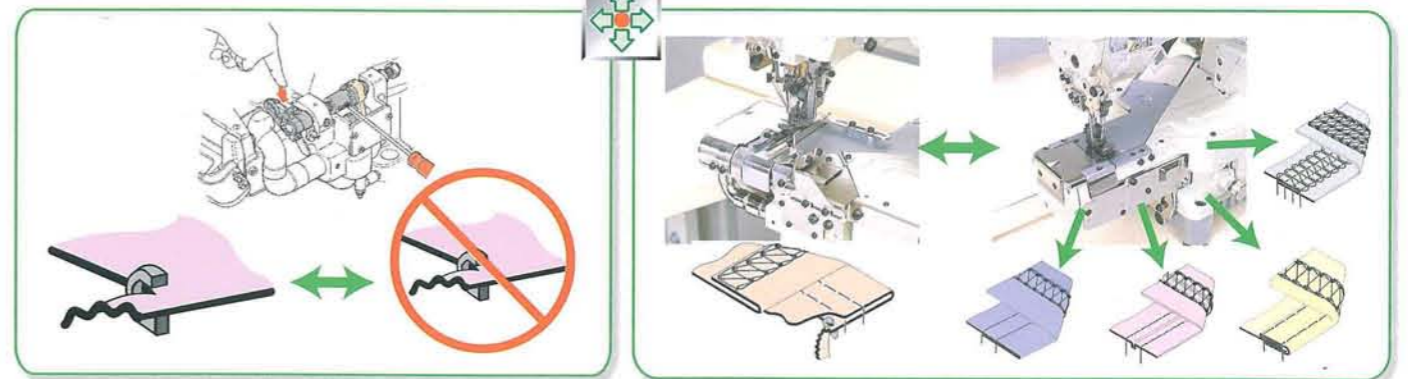


### Epoch-Making Versatility of VG with Left Hand Fabric Trimmer

Movement of fabric trimmer can be cancelled easily when trimming is not necessary.

No re-adjustment required when using the trimmer again. Also, whole trimming mechanism can be removed and the machine can be converted into normal cylinder bed machine by exchanging covers and sewing parts.

High efficiency for your equipment investment is obtained.



To prevent twist of hem...

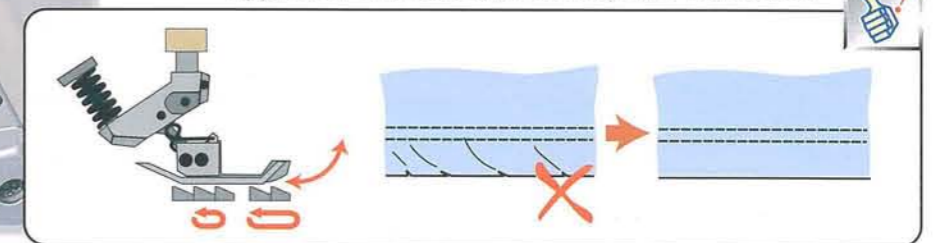
## WF1


Walking Presser Foot for Hemming (Optional Kit)



Designed to move back and forth in co-operation with feed dogs with minimum pressure, and helps feeding upper ply of hem. No need to give unnecessary pressure, which causes twist and ply shift, even for high speed operation.

Applicable for: VG2700, VG2730, VG2740, VG3721







**VG2713** 3 needle cylinder bed interlock stitch machine for covering

A submodel for covering operation, The short cylinder bed enables easy and smooth handling. A wide variety of sewing parts and fabric guides are available for various seam styles.

**VG2790** 3 needle unique cylinder bed interlock stitch machine for covering

A subclass of VG series with unique cylinder bed, which ensures further smooth handling of covering operation on small circular portion such as neckline of sweat shirt, etc. Easier access to internal mechanism than conventional model for easier maintenance.



For easy maintenance and good working environment...

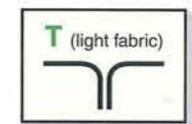


**SC25** Blow-in and Suction Type Self Cleaning System

This device blows lint inside sewing cylinder and collects (sucks) it thus decreasing downtime for cleaning. Therefore, there is no need to worry about stains on fabric caused by oil-stained lint.

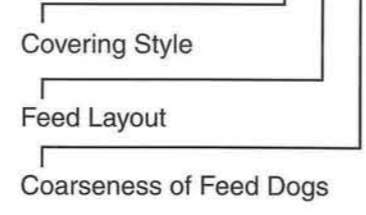
- Applicable for VG2790 class only
- This device should be specified when ordering the machine.
- This device requires compressed air or vacuum dust collector for suction of blown lint.



Sewing Parts and Fabric Guides According to Various Seam Style:



VG2713 -1□□M-T1N  
VG2790



T1N	●		3	4	●	
T1A	●		3	4		●
T4N	●		4	4	●	
T4A	●		4	4		●
K1N		●	3	4	●	
K4N		●	4	4	●	




To prevent track of foot...

**WF2** Walking Presser Foot for Covering (Optional Kit)

Designed to move back and forth in co-operation with feed dogs with minimum pressure and help positive feeding performance. No need to give unnecessary pressure, which causes track of foot on dark colored fabric. Also, Guiding Chip installed in front of presser foot, which also moves back and forth, keeps joining line of overlock at correct position.

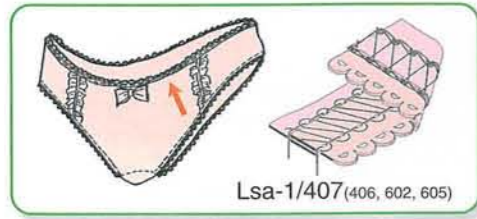
Applicable for: VG2713, VG2790





**VG2779S** 3 needle cylinder bed interlock stitch machine for attaching elastic tape with right hand fabric trimmer & metering device

A submodel for attaching elastic tape (lace) on waist and leg openings of lady's panties, etc. Equipped with right hand fabric trimmer to trim the edge of body fabric for neat finish. Electronically controlled stepping motor driven metering device gives various and precise tension to elastic tape for good quality finish and uniform finishing size (26 x 20 different tensions can be set). Besides, the metering device can be swung out for easy threading.



**VG2779E** 3 needle cylinder bed interlock stitch machine for attaching elastic tape with right hand fabric trimmer


Same as VG2779S except without metering device. Applicable for same operation as VG2779S along with independent metering device or tape feeder.

**VG2735PR** 3 needle cylinder bed interlock stitch machine for attaching elastic band with right hand fabric trimmer & puller

A submodel for attaching pre-closed woven elastic band on waist of men's briefs, etc. Equipped with right hand fabric trimmer to trim the edge of body fabric for neat finish. Exclusive sewing parts and guides are introduced for smooth insertion and sure overlapping of elastic band and body fabric.

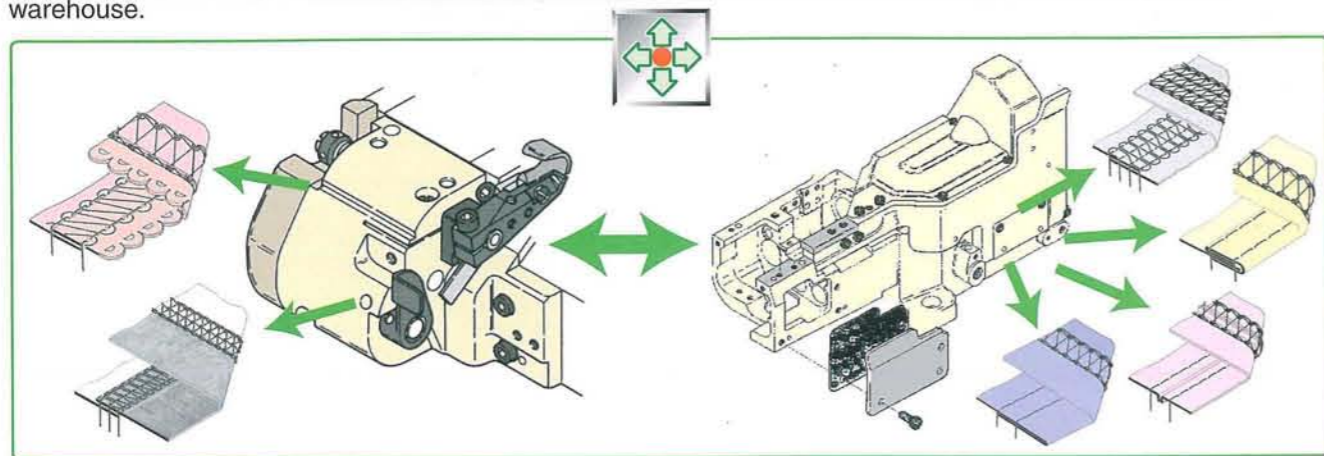
Fabric trimmer can be dropped for no trimming even during sewing.

Following submodels are also available:  
 VG2735P : with puller (tooth rollers)  
 VG2735 : without puller  
 VG2735E : without puller & tension rollers



**Epoch-making Versatility of VG with Right Hand Fabric Trimmer**


Whole trimming mechanism can be removed and the machine is convertible into normal cylinder bed interlock stitch machine by exchanging covers and sewing parts. Your VG can work for several other purposes, even when fabric trimming is not necessary, while other machines with fabric trimmers are sleeping in your warehouse.



**VG2703** 3 needle cylinder bed interlock stitch machine for binding tape

A submodel for attaching collarette tape. Standard tape folder, which is used with flat bed binding machine, can be used for ideal finish.

Note: Folder is not included in the machine.



To save labor and material...

**EC** Solenoid type Tape Cutter

Semi-automatic solenoid type tape cutter. Cutter is actuated by pressing knee switch. The device can be swung out when space beneath arm is necessary.

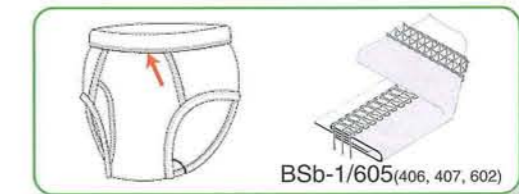
Applicable for: VG2703, VG2779S, VG2779E  
 Cutting tape width: up to 43 mm



**VG2742PR** 3 needle cylinder bed interlock stitch machine for attaching knitted elastic band with puller

Equipped with exclusive sewing parts, puller mechanism, and flat rubber rollers to obtain flat and neat finish.

Note: Models without puller mechanism (VG2742) are also available.



**AU21** New Air-operated type Tape Cutter

Automatic tape cutter at the beginning and the end of sewing. Reflectable type photo sensor detects the edge of fabric and actuates cutter after preset stitch numbers. Also, automatic machine stop function is available for minimizing waste of material (in case of use with needle positioner motor).

Applicable for: VG2703, VG2779S, VG2779E  
 Cutting tape width: up to 23 mm



COMING SOON...

For neat finish without unnecessary tension...

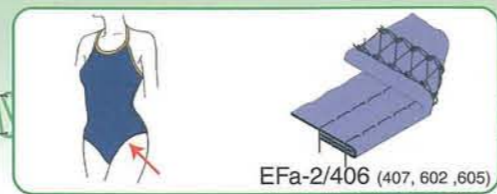
**AEF** Compact Type Clamp System for Automatic Tape Feeder

This device supplies tape into the machine without any tension. Tape feeding amount is adjustable to meet various kinds of tape with different elasticity. Clamp system is introduced for easy installation on machine table and relocation to other machines.

AEF-31: for inserting tape from top, applicable for VG2779S, VG2779E  
 AEF-32: for inserting tape from side, applicable for VG2703  
 ATF-3: Photo-Sensor control type tape feeder, applicable for VG2703



Photo: AEF-31



## VG2740P

3 needle cylinder bed interlock stitch machine for top stitching with puller

A submodel for top stitching on elastic tape attached by overlock. Short Cylinder Bed enables easy and smooth handling without obstruction of gusset on bikini brief, etc. Combination of exclusive sewing parts and puller mechanism ensures positive feeding performance.



## VG2790-SM

3 needle unique cylinder bed interlock stitch machine for top stitching

A submodel of VG2790 class for top stitching on elastic tape attached by overlock. Unique Cylinder Bed allows operator to control fabric at close position to needle dropping point and ensures smooth flow of fabric without obstruction.



## VG2792

3 needle unique cylinder bed interlock stitch machine for top stitching

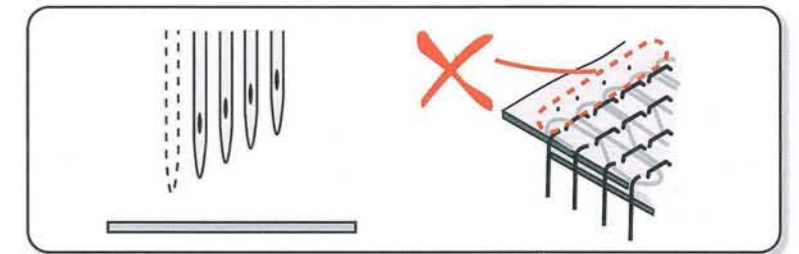
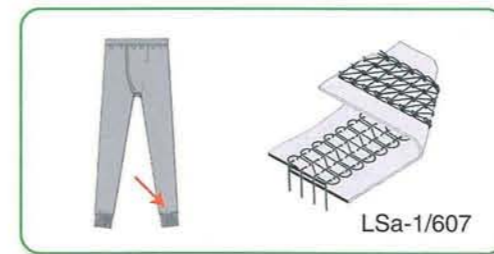
Another submodel of VG2790 class for top stitching on elastic tape attached by overlock. Unique Cylinder Bed allows operator to control fabric at close position to needle dropping point and ensures smooth flow of fabric without obstruction. Besides, the model is equipped with sewing parts on VG2740P. Also applicable for hemming operation.



## VG2760

4 needle cylinder bed interlock stitch machine

The 4 needle interlock stitch is available on the VG !! Basic features, especially the new thread take-up mechanism for the VG series and exclusive sewing parts, achieve a relaxed stitch formation with good durability, but without the retainer needle. Conversion from / into the standard 2, 3 needle interlock stitch machine requires no complex adjustment of the internal mechanism. Simply exchange several parts and the thread tension assembly. There is no need to pay for an exclusive model with limited use. Use the VG for all seasons !



## VG2708-WF8

1 needle cylinder bed double chain stitch machine for top stitching of display tape.

A submodel for top stitching on "display tape", -tape con sealing overlock seam on neckline of T-shirt. Exclusively designed sewing parts and WF8, walking presser foot with guiding groove for tape, ensures a neat finish without puckering. Also, the machine is easily converted from/into standard interlock stitch machine by exchanging sewing parts and the looper thread take-up cam.



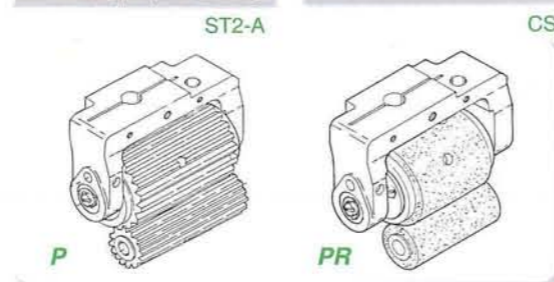



**UT** Automatic Under Thread Trimmer  
**ST** Automatic Top Cover Thread Trimmer

	Under Thread Trimmer	Foot Lifter	Wiper	Foot Lifter + Wiper	Top Cover Thread Trimmer	Waste Suction	Remarks
<b>Air Operated Type</b>							
<b>UT-A32</b>	●			●			Wiper and foot lifter works at the same time.
<b>UT-A34</b>	●	●	●				Wiper and foot lifter works independently.
<b>UT-A34/ST2-A</b>	●	●			●		
<b>UT-A42</b>	●			●		●	UT-A32 + waste suction for the machines with fabric trimmer.
<b>UT-A44</b>	●	●	●			●	UT-A34 + waste suction for the machines with fabric trimmer.
<b>UT-A44/ST2-A</b>	●	●			●	●	UT-A34/ST2-A + waste suction for the machines with fabric trimmer.
<b>Solenoid Type</b>							
<b>UT2</b>	●	●	●				
<b>UT4</b>	●	●					
<b>UT4/ST2</b>	●	●			●		

**CS** Condense Stitch Mechanism  
 This device makes condensed stitch to prevent raveling of seam from end.

Notes:  
 UT, ST and CS should be specified when ordering the machine.  
 Exclusive servo motor is necessary to control UT, ST and CS.



**P, PR**  
**VG□□□P** : Puller with tooth rollers  
**VG□□□PR** : Puller with flat rubber rollers

Note: Puller mechanism and type of rollers should be specified when ordering the machine.

**AS** Air-operated Folder Slider  
 This device controls open / close of folder for easy loading of material and smooth overlapping at the end of circular sewing.  
 Applicable for VG2742PR.

**AS30**: Slider is actuated by solenoid valve  
**AS4** : Slider is actuated by air toggle switch  
 Note: Exclusive servo motor is necessary to control AS30

**EC** Solenoid type Tape Cutter → Please refer to page 11 for details.

**AU21** Air-operated type Tape Cutter (Coming Soon) → Please refer to page 11 for details.

**BF** Air Guiding Hemming Folder → Please refer to page 6 for details.

**TL** Compact Spot Light  
 This heat-free, long life compact spot light lightens needle dropping point and allows operators to see sewing area clearly.  
 Applicable for all VG submodels.


**TL1**: Fixed type  
**TL2**: Flexible type (also convenient for threading and adjustment)



TL1

TL2

**EL1** See Through Light for Hemming  
 This heat-free, long life light is installed in front of sewing cylinder and lightens the sewn fabric from bottom.  
 Operator can easily see the edge of folded fabric and make sure that the edge is in correct position.  
 Applicable for VG2700, 2730, 2740.  
 Also applicable for VG2760 for checking overlapping of fabric.



EL1

**PK** Needle Thread Clamp  
 This tiny device holds needle thread while under thread trimmer trims the thread and presser foot is lifted, and prevents needle thread from coming out of needle eye in case stretchable thread is used for needle thread.  
 Applicable for all VG submodels.

**PK** : Solenoid type  
**PK-A**: Air-operated type

**AEF**  
 Compact type Clamp System for Tape Feeder  
 → Please refer to page 11 for details.

**ATF**  
 Tape Feeder  
 → Please refer to page 11 for details.



AEF-31

ATF-3

## Numbering on Model:

**VG2713P-156M-T1N-WF2/UT-A34/ST2-A/M**

1 2 3 4 5 6 7 8 9 10 11 12

- ① Symbol of Series
- ② Class No.
- ③ Number of Needle : 7 = 2, 3 needle
- ④ Submodel by Application
- ⑤ Rear Puller : No Indication = without puller, P = with puller (tooth rollers), PR = with puller (flat rubber rollers)
- ⑥ Top Cover Thread Mechanism : 1 = with Top Cover Thread Mechanism
- ⑦ Needle Distance : 32 = 3.2mm 40 = 4.0mm 48 = 4.8 mm 56 = 5.6mm 64 = 6.4mm
- ⑧ Shape of Stitch Tongue on Stitch Plate : see a table below
- ⑨ Covering Style (for submodels for covering only) see a table on page 9
- ⑩ Walking Presser Foot
- ⑪ Device(s)
- ⑫ Compact Servo Motor : M=Pana minas Motor, X=Mitsubishi Compact Motor

● Available Device  
▲ Coming Soon  
■ Standard & Recommended

## Model & Device Setup Table :

Page	Submodel	Needle Distance(mm)	Shape of stitch tongue	Walking Presser foot			Under thread trimmer and Top cover thread trimmer										Folder slider		Cutter	
				WF1	WF2	WF8	UT-A32	UT-A34	UT-A34 /ST2-A	UT-A42	UT-A44	UT-A44 /ST2-A	UT2	UT4	UT4/ST2	CS	AS30	AS4	EC	AU21
6	VG2700	3.2 4.0 4.8 5.6 6.4	M L S S1 S2	●			●	●	●				●	●	●	●				
6	VG2730	3.2 4.0 4.8 5.6 6.4	M L S S1 S2	●			●	●	●				●	●	●	●				
6	VG2740	3.2 4.0 4.8 5.6 6.4	M L S S1 S4	●			●	●	●				●	●	●	●				
7	VG3721	4.0 4.8 5.6	S1	●					●	●	●									
8	VG2713	4.0 4.8 5.6 6.4	M L S		●		●	●	●				●	●	●	●				
8	VG2790	4.0 4.8 5.6 6.4	M L S		●		●	●	●				●	●	●	●				
10	VG2779S	4.0 5.6	S5						●	●	●							●	▲	
10	VG2779E	4.0 5.6	S5						●	●	●							●	▲	
10	VG2735PR	3.2 4.0 4.8 5.6 6.4	M				●	●	●				●	●	●	●				
11	VG2703	3.2 4.0 4.8 5.6 6.4	M				●	●	●				●	●	●	●			●	▲
11	VG2742PR	5.6 6.4	M				●	●	●				●	●	●	●				
12	VG2740P	3.2 4.0 4.8 5.6 6.4	M S1				●	●	●				●	●	●	●				
12	VG2790-SM	3.2 4.0 4.8	M				●	●	●				●	●	●	●				
12	VG2792	3.2 4.0 4.8 5.6 6.4	M S1				●	●	●				●	●	●	●				
13	VG2760	5.6 6.4	S3				●	●	●				●	●	●	●				
13	VG2708-WF8	- - - - -	-				●	●	●				●	●	●	●				

## Shape of Stitch Tongue on Stitch Plate for Various Sewing Conditions

M	Standard for many submodels of VG series	S2	For tight and durable stitch formation
L	For longer stitch length than 2.5mm	S3	For 4 needle seaming
S	For shorter stitch length than 1.8mm	S4	Exclusive shape for VG2740-CA
S1	For hemming, relaxed stitch formation	S5	For lace attaching operation

## Available Option:

★ Available Option  
■ Recommended

Page	Submodel	Air guiding hemming folder					Compact spot light		Needle Thread Clamp		Tape feeder			
		BF7	BF7-F	BF7-C	BF8	BF8-C	TL1	TL2	EL1	PK	PK-A	AEF-31	AEF-32	ATF-3
6	VG2700	★		★			★	★	★	★	★			
6	VG2730	★		★			★	★	★	★	★			
6	VG2740	★	★	★			★	★	★	★	★			
7	VG3721				★	★	★	★	★	★	★			
8	VG2713						★	★	★	★	★			
8	VG2790						★	★	★	★	★			
10	VG2779S						★	★	★	★	★	★		
10	VG2779E						★	★	★	★	★	★		
10	VG2735PR						★	★	★	★	★			
11	VG2703						★	★	★	★	★	★	★	★
11	VG2742PR						★	★	★	★	★			
12	VG2740P						★	★	★	★	★			
12	VG2790-SM						★	★	★	★	★			
12	VG2792						★	★	★	★	★			
13	VG2760						★	★	★	★	★			
13	VG2708-WF8						★	★	★	★	★			



Specifications and appearance on this catalogue are subject to change without notice. For correct handling of products described on this catalogue, please read the instructions carefully before use.

## Application and Specification

Page	Submodel	Icon 1	Icon 2	Icon 3	Icon 4	Icon 5	Icon 6	Icon 7	rpm	mm	Icon 11	Icon 12	Icon 13	Icon 14	Icon 15	Icon 16
6	VG2700	●	●						6500	31(33)						
6	VG2730	●	●						5500	33(31)						
6	VG2740	●	●	●					6500							
7	VG3721	●	●	●					5500							
8	VG2713	●	●	●					6500							
8	VG2790	●	●	●					6500							
10	VG2779S			●					5500							
10	VG2779E			●					5500							
10	VG2735PR		●						5000	33(31)						
11	VG2703	●	●						6500							
11	VG2742PR		●						5000							
12	VG2740P		●	●	●				5000							
12	VG2790-SM		●	●	●				6500	31(33)						
12	VG2792		●	●	●				6500							
13	VG2760	●	●	●	●				5000							
13	VG2708-WF8	●	●						6500							

## Common Specifications:

Circumference of sewing cylinder:  
 Standard :280mm  
 with Right Hand Fabric Trimmer :370mm  
 with Left Hand Fabric Trimmer :350mm  
 VG2790 class :280mm  
 Each model with rear puller :+60mm

Needle System:  
 All submodels except VG2760 :UY128GAS #65 - #90 (Standard : #70)  
 VG2760 :MY1014H SAN10 #65 - #75 (Standard : #70)  
 Lubrication :Automatic lubrication by Trochoid Pump

## Notes:

- (\*1) Maximum feed amount can be set up to 5mm by special adjustment.
- (\*2) Further positive / reverse differential ratio can be set by special adjustment.  
 Positive differential ratio :1:0.9 - 1:1.8 (Max. stitch length is limited in this case)  
 Reverse differential ratio :1:0.6 - 1:1.1
- (\*3) Foot lift amount varies depending on the machine setup conditions such as needle distance, types of stitch plate, etc. The figures in the above table show maximum and minimum foot lift amount of VG.

## For Further Detailed Information About Multi Module...



## CONVERSION CHART

Illustrated list of conversion parts for each submodel.



# YAMATO WORLD



## YAMATO SEWING MACHINE MFG. CO., LTD.

(HEAD OFFICE)  
4-12, NISHI-TENMA 4-CHOME, KITA-KU, OSAKA 530-0047, JAPAN  
Tel: +81-6-6364-5621 Fax: +81-6-6364-7185

**YAMATO U.S.A. INC.**  
3485 LAKEMONT BLVD, FORT MILL, SC 29715 U.S.A.  
Tel: +1-803-548-0334 Fax: +1-803-548-0405

**YAMATO EUROPE GmbH.**  
HAMBURG-FREEPORT AFRIKASTRASSE 4 D-20457  
HAMBURG GERMANY  
Telec: 2162157 YACO  
Tel: +49-40-355347-0 Fax: +49-40-354371

**YAMATO (HONG KONG) CO., LTD.**  
RM. 1417, TUNG YING BLDG., 100 NATHAN ROAD,  
KOWLOON, HONG KONG  
Telec: 802-56190 YAMATO HX  
Tel: +852-2721-0251 Fax: +852-2723-0444

**YAMATO SINGAPORE PTE. LTD.**  
6 HARPER ROAD #03-01, LEONG HUAT BLDG.,  
SINGAPORE 369674  
Tel: +65-6287-1955 Fax: 65-6287-1028

**大和缝纫机(宁波)有限公司**  
中国宁波市北仑经济技术开发区大港工业城恒山西路641号  
Tel: +86-574-86800518, 86800558  
Fax: +86-574-86800555  
E-mail: marketing@yamato-china.com

## 大和缝纫机制造株式会社

日本国大阪市北区西天満4丁目4番12号  
中国室 Tel: +81-6-6364-3693  
Fax: +81-6-6364-7185  
E-mail: export-dept@yamato-sewing.com

**YAMATO MEXICO OFFICE**  
C/O CASA DIAZ DE MAQUINAS DE COSER, S.A. DE C.V.  
FRAY SARVANDO TERESA DE MIER NO. 29,  
COLONIA OBRERA MEXICO D.F. C.P. 068000  
Tel: +52-55-5764-0090 Fax: +52-55-5578-1470

**YAMATO (香港) 有限公司 东莞代表处**  
中国广东省东莞虎门镇人民中路中辉大厦7楼  
邮编: 523900  
Tel: +86-769-86231363 Fax: +86-769-86231362

**YAMATO SINGAPORE PTE LTD,**  
INDIA LIAISON OFFICE, TIRUPUR MAIN BRANCH  
TEL: +91-421-4333701 FAX: +91-421-4333702  
E-mail: yamato-sewing@airtelbroadband.in

**YAMATO SINGAPORE PTE LTD,**  
INDIA LIAISON OFFICE, DELHI BRANCH  
TEL: +91-11-41603280  
FAX: +91-11-41603281

**大和缝纫机制造株式会社 青岛事务所**  
中国青岛市市南区香港中路61号阳光大厦2007室  
邮编: 266071  
Tel: +86-532-85783175 Fax: +86-532-85783172

**大和缝纫机制造株式会社 上海事务所**  
中国上海中山西路1800号北平环球大厦204楼20座  
邮编: 200233  
Tel: +86-21-644400017 21-644400019 Fax: +86-21-644400021

YAMATO WEB SITE URL: <http://www.yamato-sewing.com>

ヤマトホームページ URL: <http://www.yamato-sewing.co.jp> (Japanese Only)